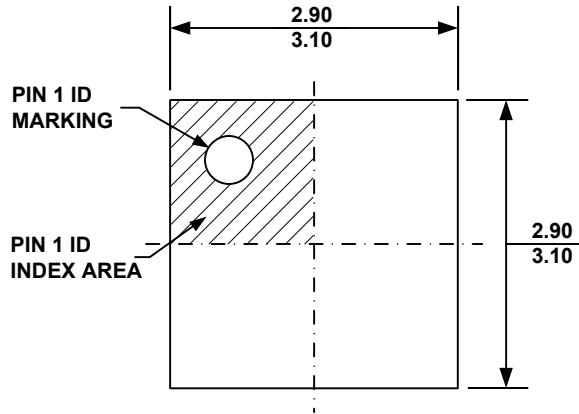
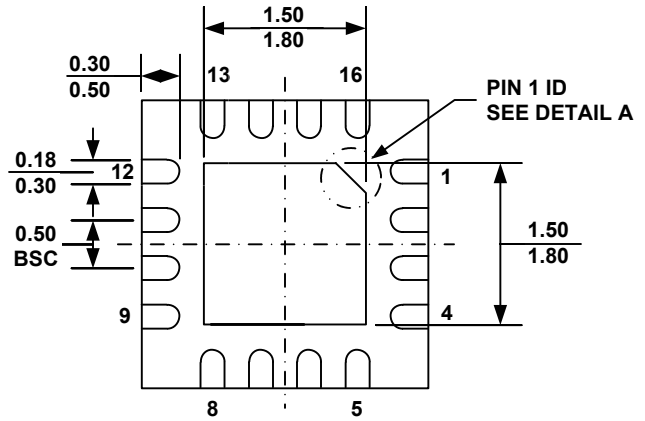


PACKAGE OUTLINE DRAWING FOR 16L TQFN (3x3mm)

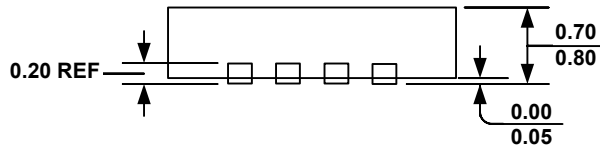
MF-PO-D-0041 revision 0.0



TOP VIEW



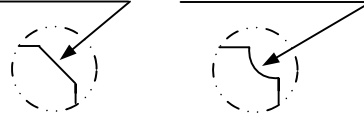
BOTTOM VIEW



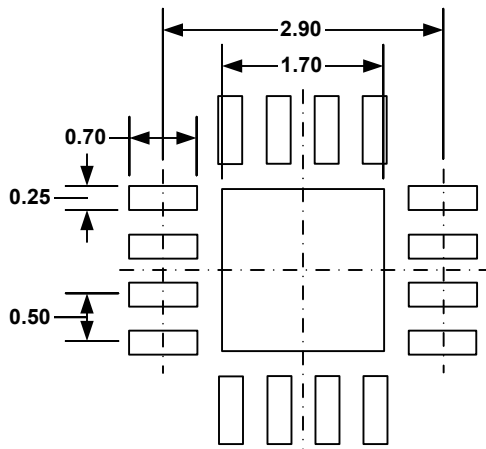
SIDE VIEW

PIN 1 ID OPTION A
0.30x45° TYP.

PIN 1 ID OPTION B
R0.20 TYP.



DETAIL A



RECOMMENDED LAND PATTERN

NOTE:

- 1) ALL DIMENSIONS ARE IN MILLIMETERS.
- 2) EXPOSED PADDLE SIZE DOES NOT INCLUDE MOLD FLASH.
- 3) LEAD COPLANARITY SHALL BE 0.10 MILLIMETER MAX.
- 4) DRAWING CONFORMS TO JEDEC MO-220, VARIATION WEED-4.
- 5) DRAWING IS NOT TO SCALE.